




## How to Publish A Session Group to OpenActive

OpenActive is a community-led initiative with the ambition to help people in England get active using open data. Views allows users to automatically share delivery data with OpenActive. To do this, the relevant fields first need to be enabled in your account:

- Hover over **My Account** and select **Administration**
- Select **Flexible Fields** from the sections on the left-hand side
- Select **Session Groups** from the sub-menu on the left-hand side
- Click on the **Enable Field** icon to the right of both the **Open Active Activity** and **Open Active Category**  fields

You can now share data from specific Session Groups with the following process:

- Hover over **Work** and select **Session Groups**
- Click on any **Session Group** that you wish to publish
- Select the **Publish to External System(s)** icon in the top-right of the  screen
- Click **Add OpenActive** and then click **OK** to confirm 



Views will now share standardised information about this Session Group, such as the name, location, session dates and activities, with OpenActive. No personally-identifying data is communicated. If data for this Session Group is changed on Views, these updates will automatically be shared. Please note, once a Session Group is shared with OpenActive, this process cannot be undone.